





Your Comfort is  
*Our Priority*



# Integrated Architecture Controller


## DA-360



### Features :

- Integrated Architecture (Controller + Drive + I/O + PSU).
- CAN-Bus Supported (multi-node, long distance, low wiring).
- Supports 6 m/s Speed.
- Supports up to 64 Floors.
- SOS Emergency Function Supported.
- Manual-Door / Auto-Door Compatibility.
- Group Control by direct connection.
- Dynamic PWM carrier modulation technology bring Smooth Motion Control.
- Multiple Modes (Independent, Fire, Inspection).
- Fault Logs & Diagnostics.
- HMI Display Support.
- Remote / IoT Ready (Optional).
- Battery Rescue/ARD Compatible.
- Low Wiring & Installation Time.
- Low Maintenance & High Reliability.

## Home Lift

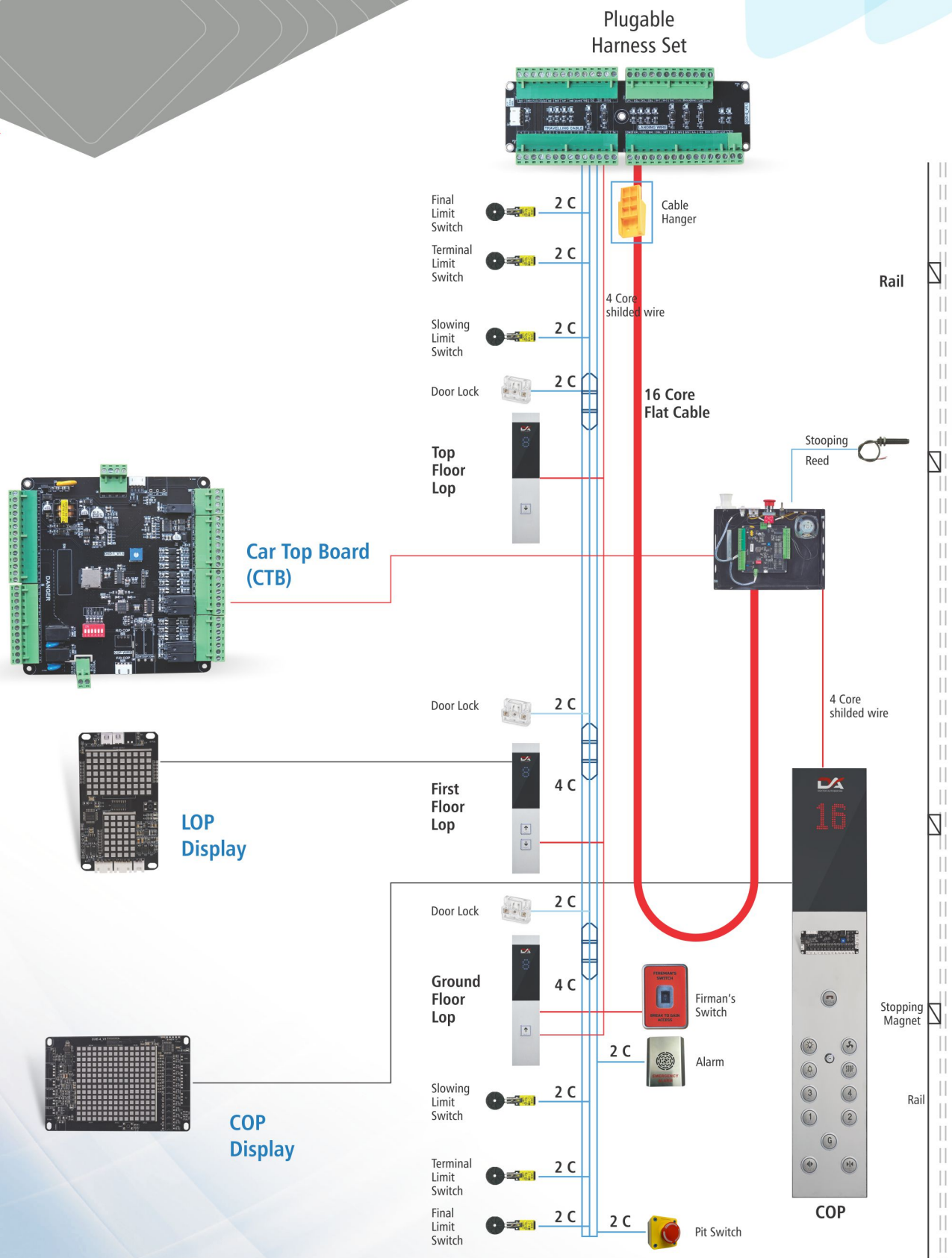


### Features :

- Voice command support (Alexa / Google / Siri).
- Compact Integrated Design space-efficient panel for villa / home lifts.
- Smooth Ride Performance optimized start/stop profiles for silent operation.
- Serial Communication Platform supports CAN/RS485 based cabin modules.
- Supports 2-5 Stops (expandable depending on model).
- Manual / Auto Door Compatibility supports swing or auto doors.
- Emergency SOS Support cabin SOS button with alarm & communication options.
- Battery Backup Rescue automatic descent during power failure (ARD).
- Speed Operation typically 0.3–1.00 m/s suitable for homes & villas.
- Voice & Display Interface indicators, arrows, voice, floor display supported.
- Low Maintenance modular electronics with reduced wiring & service time.
- Energy Efficient optimized power supply and duty-cycle for low usage.
- Child & Elder Friendly safe operation with soft motion profile.
- IoT Ready (optional) remote monitoring and maintenance diagnostics.
- Remote Lift Locking, automation & IoT connectivity.



# Serial **Harness**



## Lift Link




### Features :

- Wi-Fi Enabled remote control.
- App Control for calling elevator to any floor.
- Voice Commands via Alexa / Google / Siri.
- Timed Locking (lock lift at specific hours).
- Scheduling for auto start/stop or parking.
- Secure & Encrypted communication.
- Simple Installation with CAN / IO.
- Location-Based Lift Calling.



## Lift SOS



### Features :

- Instant SOS Button triggers automatic Call & Text Message.
- Emergency Calling System for trapped passengers.
- Error Reporting via Text Message to maintenance team.
- Event Log & Alert History (Last 30 Error record).
- Two-Way Hands-Free Voice Communication.
- Auto-Dial upto 5 Emergency contact.
- Voice Prompts for call status feedback.
- Integrated Speaker & Microphone with noise reduction.
- Battery Backup for power failure operation.



## TAB 10.1 / 15.6



Password



Touch

### Features :


- Industrial grade HD Touch Screen with Capacitive Touch Interaction.
- Fully Customizable Display Themes.
- Advanced Floor Customization.
- Photo and Video Background Support.
- RGB Cabin Light Control.
- Real-Time Date and Time Display.
- Floor Locking and Access Control.
- Per-Floor Password Protection.



## Compact LOP Series

### Features :

- Metal enclosure design for durability & long life
- Full front glass fascia with premium look.
- Supports serial communication for modern controllers.
- Compact form factor ideal for narrow door frames & MRL elevators.
- Customizable icons & floor indicators.



Size :  
150 X 62 mm



Size :  
114 X 81 mm



Size :  
75 mm

## Smart Access LOPs




### Features :

- **3D Biometric Sensor :**  
Advanced anti-spoofing technology with Integrated memory supports 200 Fingerprints and 200 RFID Cards.
- Smart Guest mode in Biometric system.
- **Dual-Mode RFID :**  
Configurable as Regular (momentary access) or Toggle (tap to keep unlocked / free access).
- **Mechanical Lock :**  
Integrated physical key for priority control.



## Touch Edge



### Features :

- Curved Tempered Glass Front for premium look and durability.
- Metal Body Frame with slim bezel and smartphone - style finish.
- Capacitive Touch Buttons with fast response and long life.
- Multiple Display Options (Dotmatrix/ Monochrome LCD/ 7 Segment).
- High Brightness Screens for cabin and landing visibility.
- Serial + Parallel Communication supported.
- Different Security Access Options (RFID / Fingerprint / PIN / Key Lock).
- Multi-Mode Access Logic for residents, visitors and maintenance.
- Touch beep feedback.
- Emergency SOS Support with alarm buzzer interface.
- Fire-Resistant Glass & Materials for safety compliance.
- Low Power Design suitable for 12V / 24V elevator systems.
- Multiple Size & Model Variants for different door frames and car interiors.
- Branding & Logo Customizable.



Touch



RFID



Biometric




Password



Face



RFID





## Box Line



# Recta



## Features :

- Premium SS 304 / Aluminium Construction.
- Slim & Modern Profile.
- Braille Support.
- Laser Engraved Markings.
- Serial / Parallel Compatible 12 / 24VDC
- Standard Interface.
- Custom Logo & Branding.
- Corrosion-Resistant & Long Service Life.
- Front Removable for Easy Service.
- Architect & OEM Custom Sizes.



Slim Body



Braille Support



Custom Logo & Branding



RFID



Biometric



Password




Face



# Display




TFT DISPLAY




10 Inch & 7 Inch


DOT MATRIX DISPLAY



DOT MATRIX DISPLAY



SEVEN SEGMENT DISPLAYS



MONOCHROME DISPLAY







Office & Factory :



📍 48, 49. Panchratna Industrial Estate,  
Opp. Ode Village, Pirana,  
Sardar Patel Ring Rd,  
Ahmedabad, Gujarat - 382425

☎ +91 99783 33997

✉ [info@dexterautomation.com](mailto:info@dexterautomation.com)

🌐 [www.dexterautomation.com](http://www.dexterautomation.com)